

# BLOWLAMP NEWS

No 37

August

2001

Blowlamp News always seems to be be-devilled by delays - your newsletters are often delayed - my copy is usually delayed - some subscriptions are delayed - some questions have taken four years to be answered - and so forth. So I am very happy that one project which has been slowly simmering for several years, waiting for the right time to come to the boil, has finally reached 100° C and it can now be announced that :- *the Badges are here !*

Thanks to Henk Kroon and his contacts the badges to the original design and colours, first suggested in B/N 11, are now available and they look great. Please write direct to Henk for your order with a cheque payable to him. The cost is £4-00 inclusive of postage. He has negotiated this as a limited edition order so perhaps they may even become Collectors' items in the future. Well done ! Many thanks Henk.

## MEETINGS

### Bletchingley 2001

Another very successful and enjoyable day with all the regulars there and one or two newcomers. Trading was brisk, with exchanges going on all the time and some purchases, where nothing was available to swap, reaching almost to E-Bay levels of currency. As usual we are indebted to Andy Feast for the benefit of his aquarium stands which make such a difference to the amount of display space.

Unfortunately because of a number of other functions on in Bletchingley at the same time we were not able to have our washer-up lady. This perhaps reduced the breakage rate but created more kitchen work. John Clarke had brought three guests with him and though they said how much they enjoyed the day they nevertheless spent a considerable time up to their elbows in the proverbial Fairy Liquid doing sterling work with the crockery after lunch. Many thanks to Barbara and Margery. Commendation is also due to Dick Cleaver and Ray Everett for their work as waiters. Manuel of Faulty Towers was never like them ! Thank you also Teri Penny who gave a good demonstration of "Ready Steady - Cook" spending most of her day helping in the kitchen. If I have omitted anyone who helped please excuse my forgetful ageing brain.

Unfortunately this may be the last time this meeting is held in this same form. It is getting more difficult to arrange to cater for the numbers attending when we live over 200 miles away and our nearest base at Judith's house is still nearly 50 miles away. Next year, if the meeting is to be held at Bletchingley, lunch will probably need to be arranged at a nearby pub. The hall will need to be closed during the lunch break as there is a still regrettably a security problem. This time Norman Penny lost a small mouth blowlamp and John Tingle had his newly acquired American "Collectible Blowtorches" book stolen ! A very sad state of affairs among friends.

Ken Blackwell is still unable to give any definite date for his proposed meeting in Suffolk. Since I am not likely to print another B/N before October I think the best thing is to give him a ring later to check progress of the plans. I hope he is able to set something up as it will provide an opportunity for our East Anglian members to meet. As I have said, if it is at all possible, I shall be there.

I have had a letter from Michel Duval giving notice of the next French meeting. It is on Saturday September 15<sup>th</sup> in Wissembourg on the French/ German border in Alsace. A long way to go (about 400 miles from Calais) but already I have heard of one member who will be on holiday in France who is trying to persuade his family that the best route back from the South is via Wissembourg !! Jacques Strasser is organising the meeting and for reservations his address is:-

7, rue de la Chaine  
67160 WISSEMBOURG  
France  
Phone 03 88 94 14 85

The cost is 170FF for the midday meal. There are some hotels nearby.

## BOOKS

Some of you will have seen the first ever printed book on blowlamps. called "Collectible Blowtorches " by Dick Sarpolus who is a member of the American Blowtorch Collectors Association He has put together in his book chapters on collecting, restoring and polishing blowtorches, with some history of their origins and uses; also information on some of the manufacturers. . Understandably the emphasis is on American lamps but there is some mention of European lamps. The 295 colored (N.B. the "Yank" spelling !) photographs which are his own work are really magnificent and certainly show his exhibits to great advantage. To European collectors some of the illustrations are the stuff of dreams, or successful E-bay bidding with a bottomless purse. He does, however, give some indication of rarity and valuation and on the whole his suggested prices appear to be reasonable. Inevitably this, or indeed any book, cannot pretend to be an exhaustive study of the subject but there is much there to enlighten collectors about what might be available with some luck. I am sure some will find some small errors but I feel that a second edition will correct the few that I have detected and that most of any future alterations will be a considerable addition to the photographs and data . This book is priced £24-95 post free from:-

BUSHWOOD BOOKS,  
6 Marksbury Avenue,  
Kew Gardens Surrey TW9 4JF  
Phone 020 83928585

but if ordering from abroad the postage charged is £5-50.

Please mention Blowlamp News when ordering.

Michel Duval has announced in the latest *Nouvelle Gazette* that whereas the French Collectors Club had restricted their four publications of photocopied catalogue material to their members these books are now available to all. Details are as follows:-

Lamps	price	postage slow	postage express
French	195 FF	30 FF	47 FF
German	285 FF	35 FF	56 FF
Swedish	165 FF	18 FF	32 FF
European	165 FF	30 FF	47 FF
Complete set	810 FF	100 FF	135 FF

Please send orders to :-

Jean-Claude RODELIS  
7 rue des Aulnes  
10800 BUCHERES  
France.

Michel suggests that the best method of payment is by cash (bank notes) by recorded delivery

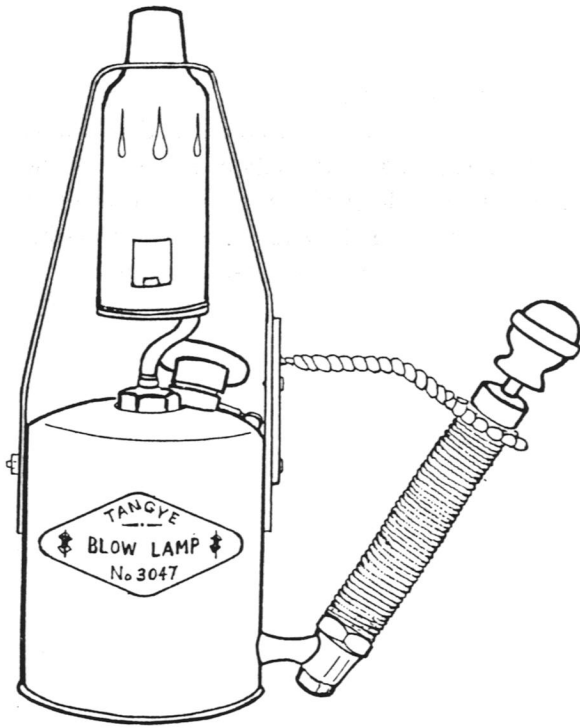
## B/N 36 ILLUSTRATIONS

### Logoes

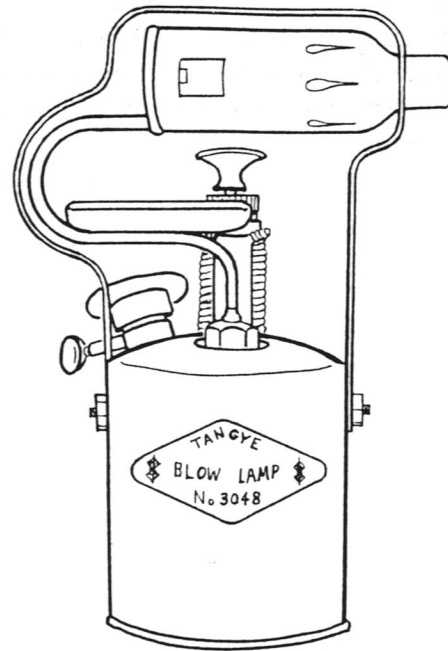
- (a) Otto Eichelsheim of Dusseldorf (courtesy of Willy Mouton) the handle (a) is from their "Vulcan" No 201 which is the spirit lamp illustrated in this newsletter
- (b) Khotal. is a puzzle The lamp looks to be a typical paraffin English or Swedish lamp but its spirit tray resembles an American torch and it is advertised by the American firm of Eimer & Amend of New York. The name however sounds distinctly Indian.
- (c) Nothing known about this neat logo- It appears on a spirit mouth blowlamp shown by Norman Penny at Winterbourne and is another one for those who collect diamond shaped transfers

### Handles

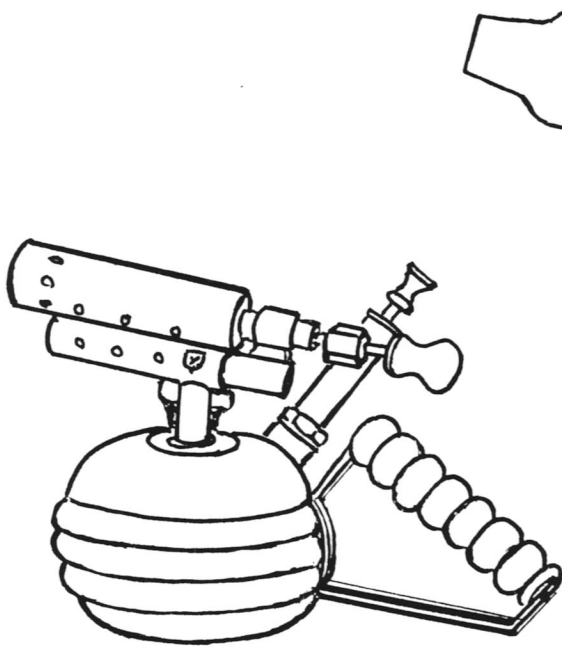
- (a) Vesta "Prima"
- (b) Vulcan No 201 as drawn in this B/N
- (c) Burrige - now everyone send me all the information you have on Burrige and I'll do a feature next time. Descriptions, drawings, photocopy, photographs - everything.
- (d) Lanray associated with the filler caps in B/N 36



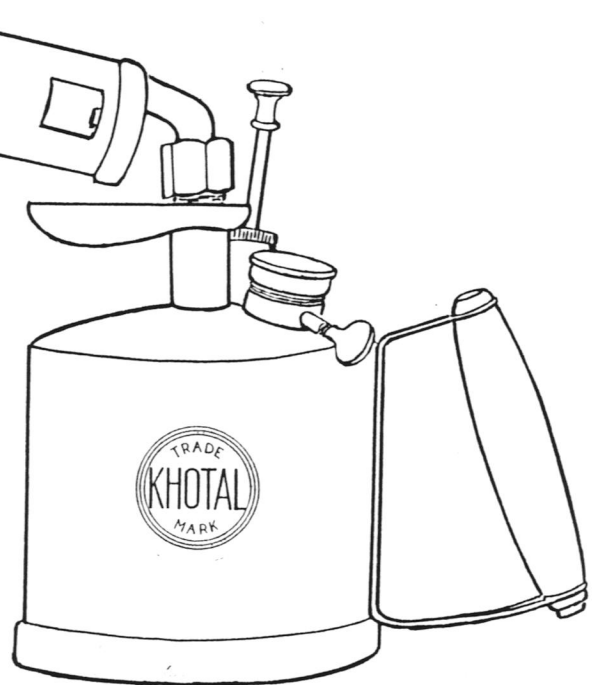
Bladon / Tangye 3047



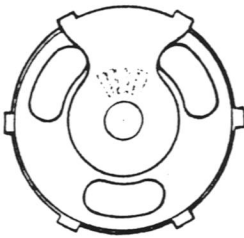
Bladon / Tangye 3048



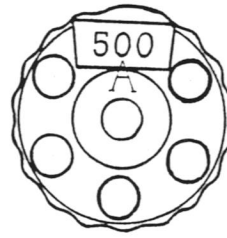
O/E Vulcan No 201



KHOTAL

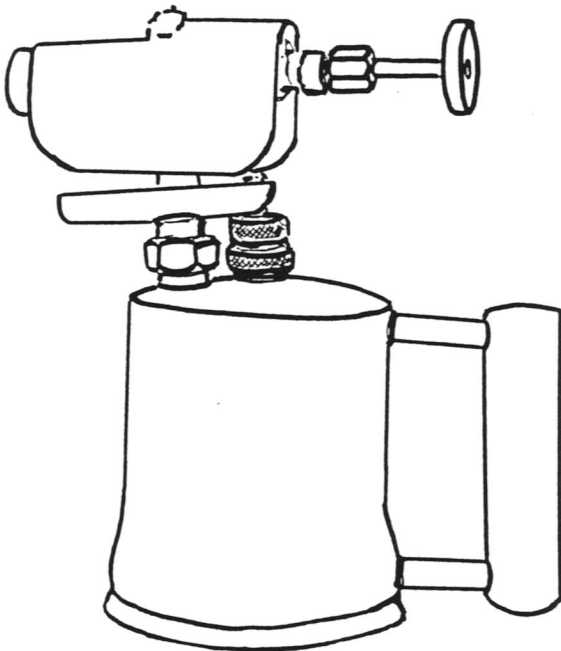


Hercules



Otto Benz

Locking Pump Knobs



Sylvia Black's unknown lamp

Anyone any ideas?

Snippet :- The pump locking device in B/N 10 is seen on a "Thermidor" by Samuel Heath yet the patent is attributed to Parkinson & Cowan (Monitor) !

### B/N 35 FILLER CAP

**Lidgerwood** Some interesting information from Michel Duval with extracts from a Lidgerwood catalogue. They were a French firm of marketing agents and their catalogue contained different lamps which had been manufactured by others.

Among their illustrations is a picture of a vertical lamp bearing the circular name plaque of Kelite (B/N 11). This is identical with the Bladon I have illustrated with the Tangye plaque. I had thought that the pump knob on my lamp was an old drawer handle as a D I Y restoration until I saw the advertisement for Tangye engine lamps. The significance of the numbers 3047 and 3048 is still not clear. Does no one of the Stationary Engine fraternity know whether this is a Bladon number or a Tangye number ?

### HERCULES

I had asked the question about this brand name in B/N 4 but had no response. I now have three Hercules and John Tingle is sending me details of an unusual Hercules he has recently acquired.

The Logo in B/N 4 (b) is probably incomplete as the transfer on my lamp is very indistinct. If anyone has the lettering which appears in the upper half of the circle please let me know so I can complete the logo. The idea of the "Self Generator" is that it is fitted with a rapid starting device similar in function to the Sievert and Optimus "Quickstart". Both these lamps are typical two pint American style lamps. The third logo is on a small, probably spirit, lamp similar to but smaller than the Lenk. It is also to be noted from Dick Sarpolus book that this logo is identical with that on a similar small spirit lamp called a FULTON where that name replaces the diagonal Hercules name. Now where did this brand originate?

My first Hercules looks distinctly Otto Bernz, with the same chunky pump housing and identical locking device. I've drawn the two pump knobs to show their similarity. On the other hand the Self Generator has many Turner characteristics. For example its pump knob is identical, apart from the inscribed trapeze artist, and the control knob of black plastic is similar to the later Turners. This latter lamp also has the name Hercules cast into the side of the burner nozzle.

Who else has some Hercules models to tell me about? Sketches or photographs please.

### RALLIES

Not much info here I'm afraid. Several shows have been cancelled because of F & M restrictions or the fear thereof

**Taff** will certainly be at the Great Dorset Steam Fair Aug 29 - Sept 2nd- (He's got to return the cup he won last year !!) I don't know about Havenstreet Isle of Wight so perhaps he won't have the opportunity to buy up the rest of the collection he wrote about last year

**Keith Hawkins** will definitely NOT be at Honiton Hill as it is cancelled but I assume that Barleylands is still on, and that usually means that both he and **Russell Harrower** will be there in early September.

**Dick and Sheila Cleaver** will also be at The Great Dorset Steam Fair at Blandford this year as will **Toon**. I shall be there for part of the time but not exhibiting so I hope to see some of you.

### NEW MEMBERS

**Laurie BRADFORD** 18 Pentland Close, EASTBOURNE, Sussex. BN23 8AW  
01323 - 767700

**Martin COE** Normans, East Street RUSPER West Sussex, RH12 4RD 01293 - 871841

### MEMBERSHIP LIST CHANGES

**Ray Everett's** phone is now 01993 - 213030

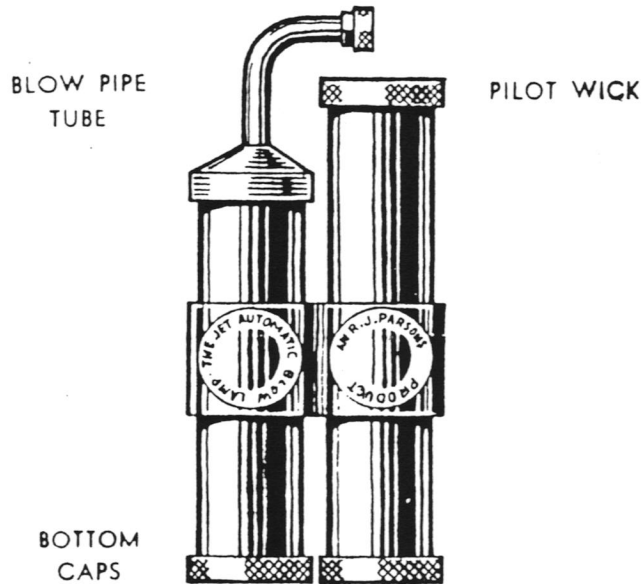
**David Hawkins** address should now include "Ashurst Drive"

### MEMBER'S REQUEST

Walter McKibbin wishes it to be known that contrary to rumour he has not sold his collection of blowlamps nor given up collecting them.

Look forward to seeing some of you at Blandford  
Cheers

## "JET" AUTOMATIC BLOW LAMP



### INSTRUCTIONS FOR USE

- To fill, unscrew the two bottom caps and fill within half an inch of the top with methylated spirits.
  - Do not use any other kind of fuel.
  - Replace both bottom caps, screwing them on firmly, place the lamp on its side to allow the wick to be thoroughly saturated then top up wick tube with more methylated spirits to replace the spirits absorbed by the wick. This is only necessary on the first using of the lamp, as with the caps replaced after every using of the lamp the wick remains saturated and it is only necessary to top up with more spirits.
  - With the lamp upright, remove the top cap of the pilot wick tube and the small cap from the blow pipe, adjust the blow pipe so that its tip is the centre of the pilot wick, then light the wick.
  - The lamp should start to blow in a few moments. To hasten the warming up, hold the lamp at an angle of 45 degrees, pointing downwards, so that the pilot flame heats up the blow pipe nozzle.
  - The flame can be adjusted by changing the up and down position of the blow pipe nozzle in relation to the pilot tube.
  - Should the flame die off, this may be due to an air lock. To remedy, turn the lamp upside down for a couple of seconds while burning.
  - Do not let the lamp run dry, as this may burn the wick. A small piece of wire is enclosed for cleaning the jet should the flame be crooked or spiral.
  - The blow lamp should, with proper care, last a lifetime as it is solidly constructed; but in the event of accidental damage, spares may be obtained from the makers.
- An R. J. PARSONS PRODUCT Made in Australia

Question :- which came first JET or VALTOCK ?