

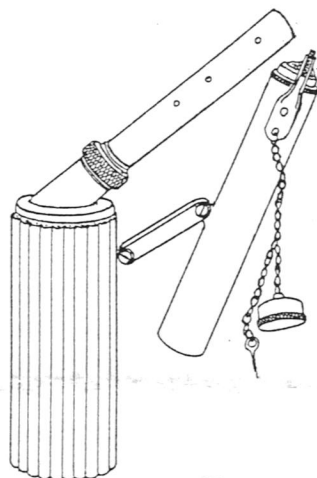
# BLOWLAMP NEWS

No 34

August 2000

Some members report a very successful season so far with a number of unusual lamps. However some reports complain that the weather at some shows was, to say the least, very bad! Unfortunately others, myself included, have had a very sterile time so far as new lamps are concerned. The supply of unusual lamps appears to be drying up, unless one is prepared to pay very high prices. Some members, though, do seem to feel that this is a natural phenomenon and they do not think the asking prices are too high. This, perhaps, is a sign of the times, or as Gina tells me "of old age" when "fings ain't what they used to be"!!

Since this is the sixtieth perhaps appropriate that torch. This is a relatively manufactured by Pennsylvania. It is alcohol and in the next newsletter it all, together with the four spelling of "fueled") connecting it to the main thereafter folding flat Bartlett and in turn to photocopy and information have illustrated



"The Spitfire"

anniversary of the "Battle of Britain" it is our lead picture this time is of a "Spitfire" new American torch patented in 1949 and Robert L Livingston of Williamsport fueled, has a complex process of ignition I hope there will be enough space to print accompanying diagrams. (N B American The ignition tube swivels on the small arm tank and is lit by means of a flint wheel, against the tank. I am indebted to Tom Ron Carr for this most interesting Please don't anyone tell me I could also a "hurricane" lamp!

## Reports

### Bletchingly 2000

Another highly successful meeting with many of our overseas friends attending. There was an extremely good display of lamps enhanced by the use of Andy's aquarium stands. They really did make a difference to the amount of table space and the two tier arrangement made viewing and exchanges much easier. Many thanks Andy for your sterling work together with Paul in assembling them and taking them away in such good time to allow the next party into the hall on time. Many good trades were effected and at least two new members were amazed at the variety and number of lamps on show. We welcomed Henk Kroon and Peter Williams among others for the first time. Now, at least, we shall have an interpreter for our dealings with Toon, for when Henk met Toon they instantly lapsed into Dutch at a fast rate (?double Dutch!)

Peter had offered to demonstrate silver soldering but there was an insurance problem which, I hope, we can overcome for the Winterbourne meeting.

Michel Duval was awarded his prize from Vera Feast for winning the poem quiz. She presented him with a bottle of English wine ( it was felt we could not offer a Frenchman French wine so Andy kindly provided a local bottle). Vera composed a rhyming presentation speech which Michel attempted to interpret for the benefit of our overseas visitors. I have a photo of him grinning very broadly after receiving his wine and a kiss on both cheeks from the author.

It is not known , within the Feast household, if Andy is now under any pressure to grow a beard. !! Unfortunately I could not match the speech made when we attended the Mouscron Reunion, when the speaker used French, Dutch, German and English to greet us. However Brigitte Mouton and Michel also helped me with this.

I really must try to remember the French I learned at school but there do not seem to be many opportunities among blowlamp collectors to ask "where is my aunt's pen?"

### Oslo visit.

Sheila Hawkins sent me a short note reporting on their visit to Oslo. Keith and Sheila, in company with Tom Bartlett, flew to Oslo in time for the half yearly "braderie" held by the Vintage Car Club of Norway. She said it exceeded even that held in Lille and they came away with many Norwegian and some unusual Swedish, Italian, and German lamps. Altogether they were well pleased with the trip.

### October meeting at Winterbourne

Sunday October 15<sup>th</sup>.

This has been set up to give an opportunity for some members who find the journey to Kent and Surrey too much for one day. This should help our West country and Wales residents and those further North off the M5 and the Midlands.

The meeting will follow the same pattern as before. Start at about 9-30 with coffee and biscuits. Then set up lamps, talk lamps, admire lamps and exchange or buy lamps until lunchtime. Regretfully the kitchen facilities do not permit the full range of hot food we have had in the past but Gina has some good ideas for a good buffet spread including filled jacket potatoes which will satisfy everyone. So there will be no need to order in advance. Drinks as usual will be available at lunch.

It has been suggested by some that we have a short discussion to exchange views on the future running of Blowlamp News and of involving more people in its production and management.-so bring along some ideas to chew over. Close down will be around 4-30 with a cup of tea and cake to speed you on your way. Costs of the hall and facilities will be higher this time but if enough people come the charge can be kept to £11-00.

**Winterbourne** is a small village about three miles to the North of the M4, easily reached, if you keep your eyes open for road signs and our "blowlamp boards," by exiting the M4 at Junction 19. This is the M32 turn off for the centre of Bristol but don't forget to turn off this motorway link or you'll be trying to get back out of Bristol. I found that getting back on to the M4 afterwards was more difficult but by then you will be on your way home!

The venue is **The Greenfield Centre** which is the old school in Park Avenue. Winterbourne

This is reached by turning off the main road, opposite the large Safeway garage in the centre of Winterbourne, and then turn left into Park Avenue when the school is on the right.

Please return the accompanying slip at your earliest convenience if you wish to come and then Gina can plan the food. Wives, as always will be welcome, I am finding out about other local attractions than blowlamps for them. Our Continental friends are also very welcome but unfortunately the journey may be too far for most of them. We would, of course, do what we could to find accommodation for them. I'll send more details nearer the time when I receive your booking slips.

Lets have a good turn out again to show the newcomers what they've been missing.

### B/N 33 Drawings

#### "Two Tigers" logo

This is on a ½ pint paraffin lamp of the standard type pattern like Veritas, Phoemax and a number of other unmarked lamps with brass domed nuts fastening the black, six sided composition handle to the tank and the burner support bracket to the front of the tank. The logo is attributed to the Fletcher Hardware Co Ltd of Edgbaston Road Birmingham. A photocopy from "The Ironmonger Diary" of 1922 kindly sent in by Sylvia Black describes "Two Tigers" Hardware without specifying blowlamps, so it looks as though they marketed other hardware and, indeed, on the same page of this catalogue are two other Trade Marks attributed to Fletcher Hardware. There are many instances where otherwise "blank" blowlamps of a similar type bear different transfers of their marketing agents but we do not know for certain who made the original "blank" lamps.

Sylvia also has a 1 pint paraffin lamp similar to the Veritas and Phoemax which has the remains of a Red and Gold transfer which could well read "Duo-burn". Anyone any further information on this?

#### Spirit lamps

The twin tube torch photograph I took of a lamp owned by Trevor Bold which he displayed at Mouscron this year. It is a "Joss Elve", is Austrian and also bears an inscription or name of "Ricofort". Anyone have anything to add to this?

The other spirit lamp is a modern replica which was beautifully presented and attracted considerable attention to see it working at this year's Mouscron reunion.

The **Filler cap** and **Handle** are both from a French Rippes No 1 lamp. The filler incorporates a spring loaded safety valve.

## BROWNBOGGS Co

No history is available, apart from the fact it was based in Hamilton Michel Duval kindly sent a photograph of a ½ litre version with the name plate soldered on to the front of the tank

A significant feature is the round brass spirit tray ( most large American and Canadian lamps have cast iron spirit trays) and the tank has parallel sides, without the traditional bell-shaped bottom. The filler cap is very much like the Barthel, with the large bell-shaped brass blade perforated to cover the air release and prevent its loss. As there appears to be a control knob at the back of the burner, which would indicate a petrol lamp, an air release would not only be superfluous but a positive danger. Thus is this filler cap a replacement?

## Snippets and Queries

Tom Bartlett confirms that John Wheeler's large lamp featured in B/N 17 was made by Clayton and Lambert with the type number 65. Again this must be a tribute to Tom's ubiquitous notebook which I'm sorry I didn't start at the beginning of my collection. Maybe if I had, I should have more answers by now and it is certainly a piece of good advice to anyone starting a collection. Thanks Tom.

Keith Hawkins sent a photocopied page about Optimus "American" lamps, confirming his information published in B/N 33

Norman Penny reported meeting a man at a show who had, as part of an Open University course, investigated Tilley heating lamps and suggested improvements. His thesis runs to some fourteen pages with some remarkably fine exploded drawings and detail of these lamps and is most interesting He has donated the original to the Blowlamp Society Archive for use in future newsletters. If anyone would like any special extracts from this, please let me know. I'll include some detail from time to time but some of the drawings are on A3 paper which is a bit too big for us.

Norman also sent a photocopy of a 1913 Dutch catalogue which clearly shows two variants of the Sievert "mushroom" filler cap. All the lamps have the old wire safety devices. This tends to disprove the half century commemoration theory for their use

Both Norman and Keith have hazarded guesses ,also, on the question of "bis" and "bloc" . Both suggest that "bis" could represent a variant of an original type number e.g. a conventional nozzle or flattened tip for paint burning. "bloc" has both still puzzled. The suggestion is that a French colleague might give us some clues. Keith also noted that he had seen "basse" after a lamp's designation. That too needs further definition

Ray Hyland wants information about the "Acme". One of very few types of English-made soldering torches. Anyone any clues on who made them and where?

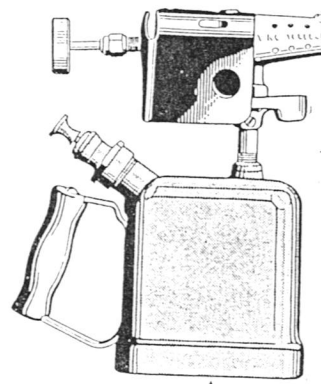
Taff phoned a request about a Burrige look-alike lamp called "The Sunbeam" Anyone any information? Hopefully he will have it at Stourpaine for the other experts to assess.

Brian Grainger was especially pleased to have some original flexible hose at Bletchingly

John Trippick is looking for :- Primus 606, Pr.607, "Imp" English "Reliance" Bladon B65

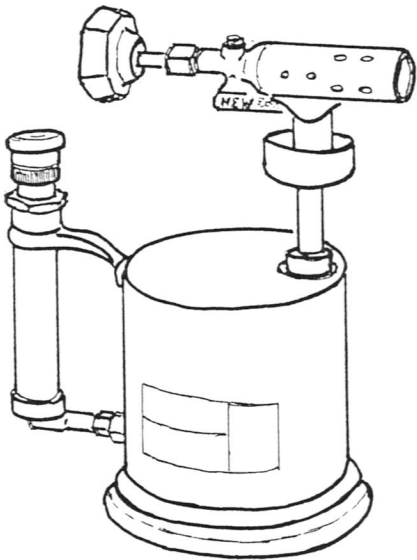
Lamb No 2, which he will buy or exchange for :- Lamb Junior, Lamb No1, Soldering irons  
Monitor brazing lamps, London furnace. He's booked for Winterbourne so do your deals there and save carriage.

In an earlier B/N I reported that two people asked me at Stourpaine a couple of years or so ago about a Harley Davidson blowlamp which they swore they had seen. Michel Duval has probably shed some light on this with a photocopy of a lamp which was included in a "winterisation" kit of H-D motor cycles produced for wartime use in Russia This is almost identical with the C & L tool-box torch but the tank side appears to be plain without the heart shaped embossing which contained the C& L logo. The sketch given me by these two people shows this embossing which enclosed the H-D logo. Anyone seen one?

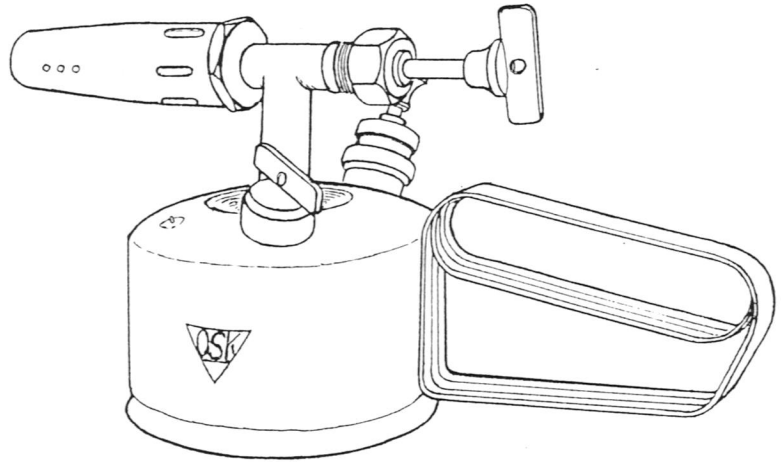


Blowlamps

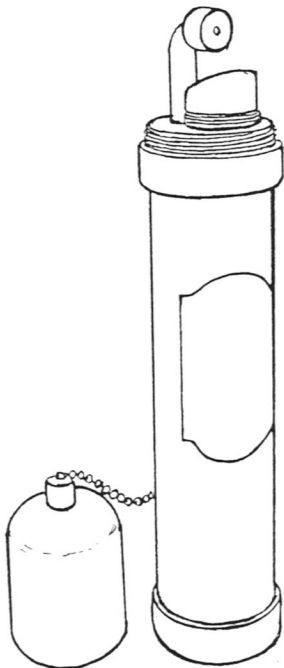
a)



b)




c)



Logos

a)



b)



## Shows and Rallies

Taff Aug 12/13 Knowl Hill Aug 19/20 "Yesterday's Farming" Ilminster Aug 25/26/27/28 Haven Street Isle of Wight Aug 30-Sept 3 Great Dorset, Sept 9/10 Miserden Park Stroud, Sept 16/17 Hanbury Nr Redditch, Sept 23/24 West Coker, Yeovil, Oct 14/15 G W R Toddington Cheltenham  
Keith Hawkins Aug 27/28 Honiton Hill, Devon, Sept 9/10 Barleylands Essex  
Sept. 22/23 Woodbridge(?) "Power of the Past".  
Toon Great Dorset Aug 30-Sept 3  
Russell Harrower Aug 26/27/28 Fenland Vintage Show, March, Cambs, Sept 9/10 Barleylands Essex,  
Sept 16/17 Henham, Suffolk, Sept 23/24 "Power of the Past" Wantisden, Suffolk  
Self St Agnes Cornwall Aug 18/19/20 Great Dorset Steam Fair, Aug 30-Sept 3

I've enclosed brochure notices for Stourpaine but unfortunately you may be too late to apply for your concession entry fee. However it's worth a try.

If exhibitors could give a brief report on these shows it would make interesting reading

### Welcome to new members.

Michael HANSON School House Sinclairston Cumnock Ayrshire KA18 2RT 01292 - 590609  
Malcolm FARNSWORTH 130 Rutland Road, Chelmsford Essex CM1 4BH 01245 - 491592  
Robin WARDALE 54 Alkham Road Vinters Park Maidstone Kent ME14 5PB 01622-761859  
Jacques ALBERT Lotissement "LesGrillons" 6 rue Blaise Pascal 69780 MIONS France  
phone 04 78 20 79 07

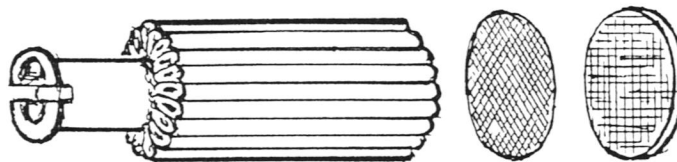
### Amendments to Members postal and phone details

Norman Penny phone no:- 01722 - 505856  
Ray Everett phone no:- 01993 - 213030  
Ted Hewitt phone no:- 01359 - 231860  
Piers Daye phone no:- 01702 - 479308  
Mick Marshall's Post Code is CT6 5TU  
Colin SMITH 66 Newmarket Road, Cringleford, Norwich. NR4 6UF. 01603 - 507342  
David FIELDER The Dairy, Lodge Hill Farm, Bledlow Ridge, Bucks. HP14 4JF. 01454 - 481023

Apologies for any errors of mine and I hope the corrections are in order

To refer again to the unfortunate issue of copying I feel everyone knows about it now, so hopefully there will be no more trouble. One member however, who shall be nameless, actually blamed *me* for the problem by failing to ensure that © Copyright notices appeared on each edition. A review of all the newsletters will show that the vast majority do have this symbol somewhere and in any case I should have thought that, among reasonable people, there was a *moral* issue here This matter is now closed.!

And finally what is this?




Good luck with the rest of the summer shows and boot fairs. I look forward to meeting many of you at Blandford  
Cheers

INSTRUCTIONS FOR USING  
**The Lamb Blow Lamp No. 1**

(BRITISH MADE.)

---



**TO FILL**

Unscrew Cap and fill about three parts full with best **BENZOLINE or PETROL**; replace Cap and screw down tightly.

**TO START LAMP**

Hold burner over a gas jet for about a minute until gas is formed, when the lamp will light up and be ready for immediate use.

**GENERAL INSTRUCTIONS**

The burner nipple of lamp should be cleaned on each occasion it is used, and with no other needle than that supplied with Lamp; if this is not done, the nipple hole will be choked, and in addition, the lamp will burn badly and lose power. Another point is to be sure that there is no escape of pressure at filling cap; see that the cork washer in same is perfect, otherwise the lamp will lose pressure.