

BLOWLAMP NEWS

No 29

August 1999

The rally season is now in full swing and many of you will have met at the various shows around the country. I hope you have all had a successful time with exchanges and purchases of new lamps. Certainly most of you will have enjoyed good weather with probably less mud than last year. It remains to be seen how August treats us though, at least so far as Stourpaine is concerned, it does seem as though drought and dust or rain and mud is the usual that we can expect. I've enclosed some pre-booking forms so those who can decide in advance the day or days they are coming can avail themselves of the reduction of the entrance fee but you need to get your skates on and apply before August 12th. We shall be well represented there with Taff, Toon and myself, so you will have a good show to see. I look forward to meeting many of you there again this year. We shall be in the next field to that of last year, again in front of the line of three large Craft Tents and the Outdoor Collection- immediately above the Auto Jumble. But beware - both Toon and Janus get up very early and queue for the stalls to open. You've all heard of the "early worm" so be warned and set your alarm clocks.

Bletchingly 1999

I asked in B/N 28 for a "bumper attendance" and I certainly got it. Congratulations. Some 50 people turned up, including about twenty of our cross-Channel colleagues from Belgium, France and Holland. Happily, several members from both sides of the channel, new to these meetings, also put in an appearance and were amazed at what they saw.

The hall was a magnificent sight with four rows of tables running its whole length and a fifth, under the windows, set for lunch. Andy Feast's set piece occupied the whole of the stage end with his 400 plus display. I cannot believe we shall again see so many lamps together in one place. Even with the size of the hall and the availability of tables such as we were offered there was still not enough room for all the lamps to be shown. Many were still in their boxes under the tables. Andy's guestimate based on the space occupied by his own known number was that there could not have been less than 3000 lamps in the hall.

We again had a news mention in the Surrey Herald, with the oft repeated remark of the editor "we didn't know people collected such things"

The food as usual was super, and my thanks go to Gina, Sheila Hawkins and my daughter Judith. For the extra, and absolutely necessary, help in the kitchen Terri Penny and Nellie van Ool were indispensable. Many others also gave a hand collecting, dishes and tidying up but I must mention that our usual "washer-up" Sheila Cleaver had a well-earned rest day and sent in her two assistants - husband Dick and Ray Everett. Neither of whose hands could ever be described as "soft as your face with mild green Fairy liquid"!!

Thank you both for invading the kitchen.

I said the food was super with the conviction that a number of people came for second and even third helpings. Most of them seemed to be French, (? Olivier Twistes) so what better accolade?

As usual there was considerable interest in examining unusual lamps, swaps were going on all the time and generally the opinion was that this had to be the best so far.

Unfortunately, how do you follow that?

Bletchingly Village Hall has to be one of the biggest anywhere and its facilities far outstrip any we've researched so far, but still it was not big enough to hold all the lamps and provide seating for lunch. I do not believe we can better the food or its value if we have a meal provided for us and the same problem would occur with space for the displays.

If anyone has any suggestions for the future I would be very happy to hear.

There is a demand for a meeting in the West and I am hoping for some information from our West country members on suitable venues in the Bristol or Cotswolds area. This would probably be too far west for our overseas members but would at least give an opportunity for our Welsh and West Country members and still be convenient for the Midlands people.

If you have any suggestions again let me know.

Another missing lamp

Unfortunately there always has to be a downside to any event.

Regrettably another lamp has gone astray. John Clarke from Dagenham, a first time attender reported that an Australian lamp of his, an "Airmail", was missing when he checked his collection. Generously he feels it could have been examined by someone, then mistakenly replaced on a neighbouring table. If any one believes this has happened and has found it among their lamps please let me, or John, know and restore his faith in the basic honesty of our members. It is regrettable that, among a gathering of friends, with a common hobby, who bring their treasured possessions and allow them to be freely examined in the interest of exchange of information, such losses do occur. I am sad to feel that in organising such a gathering I am encouraging theft.

It is almost impossible to keep a watch on so many lamps and enjoy the freedom of wandering around examining other collections, or bargaining for exchanges, so I suppose, unless there is a "faithful watchdog" on hand, such losses are always likely to happen. I hope someone has a conscience about this and that if anyone sees an "Airmail" on display (and they cannot be all that common!) keep in mind that it might be John's.

Quizzes


There were two quizzes available on the day. Keith Hawkins provided a colourful display of lamps to be associated with appropriate flags of the country of origin and I had produced a colour photograph, as suggested by Michel Duval some time ago, of an aerial view of an radial arrangement of 21 lamps and torches to be identified. Despite the offer of bottles of wine to the winners and the challenge by me of £10-00 to get *all* mine correct NOT ONE person entered either competition. What a waste of a couple of bottles of wine!

Recap on B/N 28 drawings.


Both the pump lock and the filler were from Monitor No 26 lamps but so far there has been no response, so we await more information about this most diverse, yet common, marque of lamp. Are we able to work out any chronological order of design changes, even if dates are not accurately available? **J.T.** where are you?

B/N 29 drawings

Three logos



b)



c)



BRITISH BLOWLAMPS



TM451/29. $\frac{1}{2}$ Pint 8/6

TM452/61. Petrol Blowlamp, $\frac{3}{4}$ Pint Capacity .. 11/9 each.



TM453/60. $\frac{1}{2}$ Pint Capacity for Petrol.

10/0 each.
Horizontal or Inclined Burner.

TM453a. $\frac{3}{4}$ pt. Swedish 10/6



TM454/62. Petrol Blowlamp $\frac{3}{4}$ Pint Capacity .. 16/6 each.

This Blowlamp is fitted with Pressure Pump and Automatic Non-return Valve.



TM446/49. Self-Blowing for use with Methylated Spirit.

Price 5/3



Monitor Blow Lamps for Benzoline or Petrol.

TM465. $\frac{1}{2}$ pint 10/0

TM465a. $\frac{3}{4}$ pint 13/6

Has improved self cleaning nipple.



TM466. $\frac{1}{4}$ pint Benzoline Lamp with self-cleaning nipple. Useful for the amateur for thawing frozen pipes, wireless construction, painting etc. etc. 6/9



TM455/50. 1 Pint capacity for Paraffin .. 10/6 each.

TM455a. $\frac{3}{4}$ pt. Swedish. 9/6



TM463. *Genuine Swedish Paraffin Blow Lamps. Fully guaranteed.

1 pint, Brass 11/0

TM463A. Ditto $\frac{1}{2}$ pint .. 9/6

TM463B. Ditto $1\frac{1}{2}$ pints .. 12/6

Burns full flame 60 minutes.



TM461. Swedish Blow Lamps, $\frac{1}{2}$ pint for petrol, heavy brass containers with safety valve, and box of spares. Packed in box. Burns with full flame 65 minutes. 7/6 each.

TM462. Ditto. $\frac{3}{4}$ pint. Burns with full flame 85 minutes. 8/9



Shows stove closed



Front cut away to show stove

TM467. Latest improved Wickless Stove, for Hikers, Ramblers, Cyclists, Boy Scouts, etc. Ideal for picnics, no flimsy uprights or loose fittings. Burns petrol. Perfectly safe and dependable. Outer case acts as windscreen and stand. Strongly constructed. No pumping required. Complete as illustrated. 8/6

Monitor Paraffin Blow Lamps, fitted with patent safety device.

TM464. $\frac{3}{4}$ pint, height 6 $\frac{1}{2}$ " 13/3

TM464A. 1 pint, height 8 $\frac{1}{2}$ " 14/3

TM464B. 2 pint, height 8 $\frac{1}{2}$ " 16/6

Produces a very hot flame. Not affected by wind or rain.



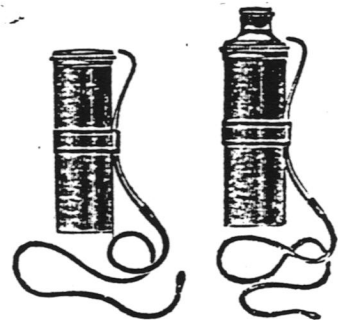
TM455.

Extra strong, with reinforced bottom. ALL BRASS. For Methylated Spirit.

TM458. 1 in. diameter 1/9

TM459. 1 $\frac{1}{2}$ in. diameter 2/2

TM460. 1 $\frac{1}{2}$ diameter 2/6



TM459.

TM460.

This page (courtesy of John Byrne) is from a Tyzack Catalogue probably between 1929 -1935 judging by the handles and control knobs and pump valve of the top line of Bladons.

Anyone spot the mistakes ?

Instructions for Use

Fill three parts full with best quality, clean Methylated Spirits, taking care that no impurities are present, i.e., dirt, oil, or other spirit.

See that filler screw washer is in good condition, occasionally tighten gland packing nut in front of control valve.

The lamp will not burn satisfactorily if the nozzle is not screwed on tightly.

To start up, fill well at top of Lamp with spirit, tighten filler screw, light spirit; this heats the vapouriser and causes the wick (which is inside the Lamp) to give off vapour

As soon as spirit is burnt away, turn on control valve, and apply light to nozzle - this should result in a pale flame.

In the nozzle is fitted a small copper pin, this should not be allowed to become detached.

In use, almost all the air consumed by flame has to be drawn up the rubber tube, and when gas is leaking, operator can detect it by the flame altering in colour.


Some of our Detector Lamps are fitted with patent non-return pressure pump; to operate this, valve must be held by thumb of left hand.

The pump is fitted so that extra pressure in Lamp can be obtained, and it can also be used to fill the well for starting in the first place.

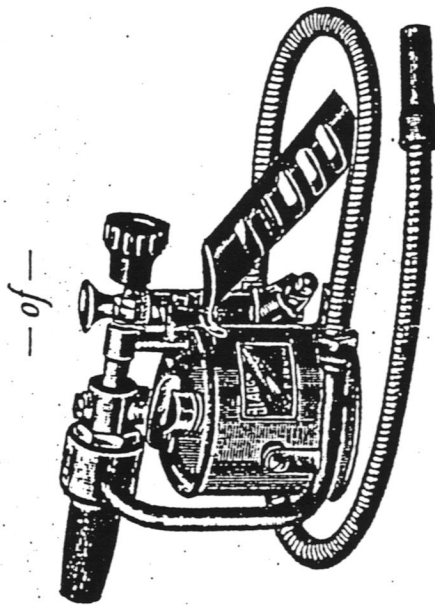
After putting a little pressure into Lamp, turn on control valve, hold hand over nozzle, and spirit will then flow back and settle in starting well.

It is bad practice and dangerous to light Lamp by placing in a gas flame or over a fire. The vapouriser, which is at the back of the nozzle is the only part that requires heat.

After continual use it may be necessary to fit fresh wick. This can be done through opening at bottom of Lamp.



INSTRUCTIONS FOR USE



DETECTOR LAMPS for Refrigerator Plants

(Originally designed and manufactured at the request of H.M. Engineers, Admiralty, Bath)

A PRECISION PRODUCT WHICH IS GUARANTEED

T. E. BLADON & SON LTD.

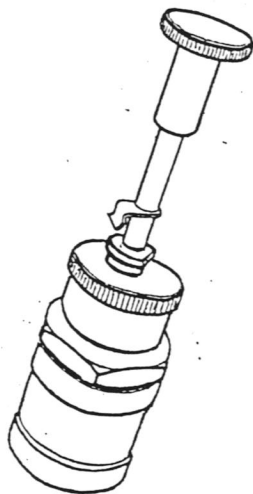
Patentees and Manufacturers

99-105 NORTHWOOD STREET

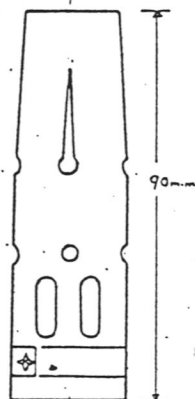
BIRMINGHAM 3

Telegrams: "Bladon" Birmingham 3 Telephone: COLmore 4634

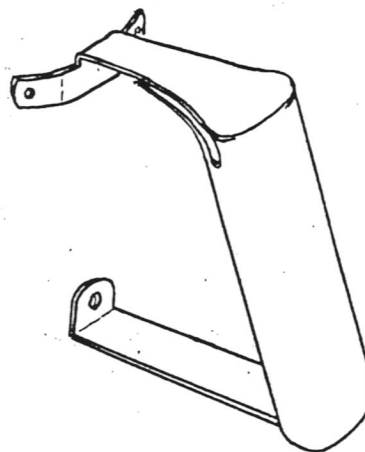
B/N 29
Pump Lock



Burner



Handle



Rallies and Shows

Keith Hawkins August 29/30 -Honiton Hill, Sept 11/12 - Barleylands, Essex,
Sept 18/19 -Bedford Rally, Old Warden

Taff Aug 7/8 - Bishops Lydeard, Somerset Aug 14/15 -Knowle Hill

Aug 21/22 -Yesterday's farming Aug 28/29/30- Isle of Wight

Sept 1 -5 -Great Dorset Sept 11/12 - Country Cavalcade Sept 18/19 - Hanbury

Oct 9/10- Finlake Exeter, Oct 16/17 -Toddington

Toon van Ool Sept 1-5 - Great Dorset

Myself Aug 21/22/23 -St Agnes, Sept 1-5 - Great Dorset

Membership Subscriptions.

Several members have not so far paid me. You'll know who you are so please either let me know you do not wish to continue with B/N or send me your sub. My apologies to those to whom I sent reminders when you had already paid. Keeping track of everything single handed is getting to be a problem and I may soon be asking for some administrative help. I would add that I have had such offers in the past and I may well open discussions with those members later in the year.

Change of address, phone numbers etc.

Colin SMITH 66 Newmarket Road Cringleford, NORWICH, Norfolk NR4 6UF
01603 - 507342

I've had several phone requests for non-available or inaccurate phone numbers when the amendments have already been notified in B/N. If, when you receive your latest B/N, there is any change to the membership list it might save a problem if you amended the list at the time.

Welcome to New members

Mick MARSHALL 26 Eddington Lane, HERNE BAY, Kent CT6 01227 - 367509

Cess ROBERTS 34 Gorwelion VALLEY, Holyhead ,Anglesea L65 3AP
01407 - 740647

Mike WAREHAM Merrihill The Drive, DAWLISH, Devon EX7 9JB
01626 - 863645

Bernie SHEPPARD 14 Avon Banks, FIGHELDEAN, Salisbury, Wilts. SP4 8JU
01980 - 670835

Poets corner

Vera Feast writes poetry in the style, I think, of Pam Ayres and she has recently sent me two about blowlamps.

For your entertainment here is the first.

The Blowlamp Brigade

*Proud as punch we all sit here
Our pride's our family tree
Perched here for all to gaze at us
My cousins, the missus and me.*

*We never shirked our daily task
Hard working in our prime
Us lads and lasses now salute
Our burners neat in line.*

*Content to adorn
Be displayed and admired
Such fond memories
When our burners were fired*

*Our heritage and nobility
Bring glory to our name
Six thousand here we stand for all
Our collectors bring us fame.*

*Our human owners see to us
Take care of all our needs
Except their flouncy fillies
Now they're a strange old breed*

*The boys see us as beautiful
Special, rare and grand
Those silly fillies call us names
Like "misshapen old tin cans"!*

*"Misshapen old tin cans" indeed!
Oh let them laugh at us
We're cherished by our human fans
At least we'll never rust !!*

*Our physiques are very varied
Rather handsome you'll agree
Every detail in our structure
We impress for all to see.*

*Learned in their knowledge
Of our history they strive
To understand our ins and outs
Our past and busy lives*

*Our fans increase in number
From around the world they come
Building up our future
Uniting us as one.*

Many thanks Vera.

Are there any more "budding bards" out there with stories or poems on blowlamps? Lets hear from you.

Members question

Michel Duval has a Barthel Pocket Torch without its burner, but raises the question whether there should be a screw thread for it. My feeling is that there are many "push fit" burner tubes on these small lamps. I have a steel tank Barthel Roarer 4B, and a Hahnel UHT both with burner tubes which push on. Any other observations to pass on?

Second American Blowtorch Convention

This will be held on September 11th at Mt Vernon, Washington, U.S.A. If anyone will be in that area at that time, or wishes to attend, please ask me for further details. They would be delighted to welcome you.

I look forward to seeing some of you at the Great Dorset Steam Fair in September and meantime good luck with your blowlamp hunting.