

Blowlamp News

No. 12

August

1995

Blowlamp News 12

Dry grass, low level rivers and the threat of heath fires-- this is Devon at the present time. Certainly a time to take care lighting your Barbies at a Rally with a dodgy petrol blowlamp! Still many shows have had a great time weatherwise.

To re-cap on B/N 11

Badges.

Very little feed-back, so I have proceeded with the information so far sent in. I had hoped they might be ready for "Stourpaine" but that won't be. Maybe they'll be O.K. for Christmas presents. Using the same pattern I'm preparing boards for exhibitors to use on their stands at future Rallies to show they are members and hopefully to act as recruiting agents.

B/N 11 logos.

a) provoked some comment in that it was the logo on the tank of a cooker marketed under the name "Meva" which was made in Czechoslovakia. The idea was to see if anyone had a blowlamp made with the same Trademark. Does anyone have information about this possible connection? So many manufacturers made both apparatus that it is a surprise when only cookers or blowlamps were made. Remember the Seahorse logo of "Hipolito" in an earlier B/N? There has been no feed-back about this, either from members or from a letter written to the last known address of "Hipolito" in Lisbon

b) This is one of the crests used by Hahnel-- probably only a small German manufacturer. Does anyone have information on Hahnel lamps? Who has one and, if so, what sort is it and does it have a number. I have a small flat rectangular lamp with folding wire handles, a suspended spirit cup and an inclined burner, rather like the small Barthel. It is not marked Hahnel but bears the same logo and the initials E H T. I also have a half-pint petrol lamp which, unusually, has a fixed burner support. The burner tube is cast and screwed into place and the bracket does not touch, and therefore does not support, the burner tube. Maybe it is a sort of screen to prevent contact with the burner. I've also seen a 3-4 pint brazing lamp by the same maker. Sean Hogan kindly loaned me his Hahnel to study and draw, I've had a letter from Keith Hawkins who has recently acquired one, and Roy Edwards tells me he has a 2 pint brazing lamp by Hahnel- number 35. Any other Hahnels owned by members?

Let's hear about them, they can't be very common. An alternative logo is:-

c) is a puzzle. It is on the shoulder of an otherwise unmarked blowlamp owned by John Byrne. Closer examination of the "V" shaped mark within the inverted "shamrock" surround shows it to be made of two separate slim "V" shaped cross-hatched club-like devices which touch at the base to form an apparent letter "V" - but it may not be a true letter.

At Ardingly I was shown a brass oil lamp with a wick and gallery to support a chimney, mounted on a saucer shaped base about 6 inches in diameter. Under this base was a similar logo but the letter was definitely a Roman letter "V" with the normal asymmetric limbs and serifs. I recently saw the same logo on the base of a small oil lamp I found at our local tip! It has been suggested that they were Veritas but I'm inclined not to agree this. Veritas-Falks is another more likely explanation as might be Valor though they used a shield motif with the name on the diagonal cross bar. Any other ideas?




B/N 11 Lamps.

a) Primus 848 = burner (c) (but it is printed upside down!)

b) Imp = burner (b)

c) Lamb Junior = burner (a)



THE
IMP

PATENTED 1888
MANUFACTURED BY

THE CARLETON COMPANY

BOSTON, MASS

One tool catalogue, probably Brown Bros. erroneously describes their lamp as an Imp, but it is a Lamb Junior. Ignition of these is stated to be by applying a match to the bend in the burner tube where possibly the corrugations on the inside of the Imp would give a greater heating area. The Primus 848 does have a small spirit cup

I have seen a variant of the Primus which had a small oval section hinged brass cowl over the burner and so far as can be ascertained from a catalogue written in Swedish they were used for waxing wooden skis. The owner won't part with it!

Since doing B/N 11 I've acquired another small lamp like these, but a little taller. It is by Otto Bernz and has the same filler with the butterfly screw as the IMP. Anyone else have one? If so what sort of burner tube did it have? Mine is missing. Also any other examples of these small lamps? Two other points of interest with these lamps. Two of them the Primus and the IMP have small flat semi-circular springs around the circumference of the bottom of the tank.

These are fixed at the centre so that the "wings" are free. They appear to be clips of some sort. Any suggestions? Also on the surface of the Primus tank a sort of pavement shaped crazing has developed. It doesn't seem to be through the full thickness of the tank, like a split in the wall, and one person has suggested that this sort of thing happens with thin brass subjected to extreme cold. A sort of cold fatigue. I've also got this on the tank of a large Otto Bernz.

Any other explanations?

B/N 11 Filler caps.

a) seen on many French lamps. The tommy bar is of steel with a small brass ball at each end. The "Express" "Vesta" "Papillon" and "Paquelin" are all examples of French lamps with these fillers. Perhaps later we'll have reports of others.

b) Is a patented filler cap, with air release and device to lock in the open state, by Charles Twigg and Son who made "Buflam" lamps. I've seen a filler cap with a pressed "butterfly wing" handle and the name Twigg cast into it. Anyone seen any other than a 1 pint paraffin lamp or a cooker by this firm?

Macol 112 No feed-back here. The lamp is a 1-1/2 paraffin and some of the elements in its manufacture appear roughly finished. It is apparently the Trade-name of the :-


Manufacturers, Accessories CO. Ltd. I cannot think that John Byrne is the only member who has a "Macol". What has happened to all the others?

A similar name of "Marco" is associated with Brown Bros. who were tool factors largely concerned with the Motor Trade. A word of warning, I have found errors in their catalogues! John among a number of others has suggested that we compile a list of makers and marketing factors, together with a list of their products, owned by members. This would go some way towards getting to know just how many different lamps there were. A total list would be quite impossible. So expect a check sheet with the next edition for you to add your lamps and other makers I've omitted. I'll do it in duplicate so you can keep your own copy and update it as necessary. I've not put it in with B/N 12 so you can have plenty of time to go through your collections. Incidentally there must still be some "Primus" survey results outstanding. Could we have them soon please?

Updates.

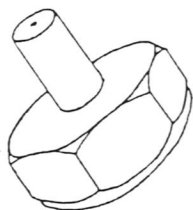
John Byrne reports a Monitor 132 with folding wire handles.

Patsy O'Neill has sent in this diamond-shaped plaque which is on an old 5 pint Governor brazing lamp. It looks from its photo to be a very hefty piece of machinery. Word has it that you'd better not let Philippe near this one Patsy! He's apparently hungry for it!

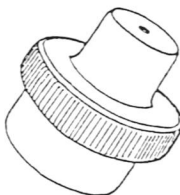


B/N 12 filler caps.

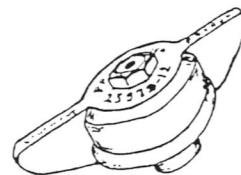
a)



b)

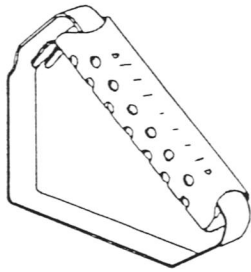


c)

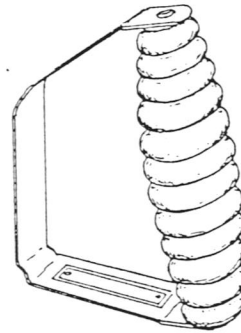


B/N 12 Handles.

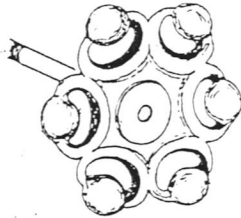
a)



b)



B/N 12 control knob



B/N 12 logo



Stourpaine will soon be upon us and I look forward to seeing some of you there again. Since we have been asked to help with providing some semblance of order this year in the Collections area blame will lie with us for any repeat of the disaster of last year. To help locate us, and indeed anyone else in this area who remains in their allocated place we shall have a plan with all booked entrants listed and their sites indicated. We shall be seen by the flag we shall hoist above the caravan. It should bear either the word Collections or just a large letter "C". What I'm also suggesting is that at 11 a.m. and 4 p.m. members might like to meet at our caravan to see whatever is in the pot and who else among the membership list is drinking it. If you want to leave any heavy gear you might have purchased or to arrange to meet anyone please use it is a rendezvous. Charges will be quite modest! Those I don't see there start checking and listing your lamps and lets have some feed-back.

Cheers

A handwritten signature that reads "Les".

P.S. Any comments on the new format and any suggestions for the front page?

P.P.S. Lets have some short articles or letters for publication as space is available?

For example, - how I started collecting blowlamps, my favourite lamp, how I clean or restore them, comments on Rallies etc. In order to maintain this size publication you all know what I need more of!. Answers please on at least an A4 sheet . No prizes!